

supply solutions catalogue



supply solutions catalogue



Whether you are enjoying the convenience and advanced technology of an Aladdin Temp-Rite meal delivery system – or are using some other method to deliver meals – Aladdin's Supply Solutions will enable you to make the most out of every mealtime.

From our award winning lines of china, our reusable Alacite™ dishware, and our high-heat disposables, to our custom TrayCovers by DesignSM,

you get the quality and customer service you've come to expect from Aladdin Temp-Rite.

As the leader in the marketplace for over three decades, we have built a reputation for providing the right solution for your meal delivery needs. We have the most comprehensive line of meal delivery systems in the world, and the expertise and resources to meet challenges and solve problems for our healthcare and institutional customers.

Aladdin Temp-Rite®



table of
contents

SUPPLY SOLUTIONS CATALOGUE

4 Traditional Pellet Systems supplies

6 Insulated Tray Systems supplies

7 Cook/Chill Conduction supplies

9 Cook/Chill Convection supplies

10 Paper TrayCovers • Insulated Beverageware •
Disposable Lids/Dinnerware

Traditional Pellet Dishware and Beverageware

REUSABLE ALACITE



9" Round Alacite 3-Cavity

HOD & HOD2	INSUL-MAX	TRADITIONAL PELLET BASE	SS WAX BASES	CASE QTY.
●	●	●		12



9" Round Alacite Plate

HOD & HOD2	INSUL-MAX	TRADITIONAL PELLET BASE	SS WAX BASES	CASE QTY.
●	●	●		12

REUSABLE PLASTIC



12oz. Bowl/Disposable Lid

HOD & HOD2	INSUL-MAX	TRADITIONAL PELLET BASE	SS WAX BASES	CASE QTY.
●	●	●	●	24
●	●	●	●	24
●	●	●	●	1000



8 oz. Bowl/Disposable Lid

HOD & HOD2	INSUL-MAX	TRADITIONAL PELLET BASE	SS WAX BASES	CASE QTY.
●	●	●	●	48
●	●	●	●	48
●	●	●	●	48
●	●	●	●	48
●	●	●	●	48
●	●	●	●	48
●	●	●	●	1000



5 oz. Bowl/Disposable Lid

HOD & HOD2	INSUL-MAX	TRADITIONAL PELLET BASE	SS WAX BASES	CASE QTY.
●	●	●	●	48
●	●	●	●	48
●	●	●	●	48
●	●	●	●	48
●	●	●	●	48
●	●	●	●	2000

REUSABLE PLASTIC continued



8 oz. Mug/Disposable Lid

HOD & HOD2	INSUL-MAX	TRADITIONAL PELLET BASE	SS WAX BASES	CASE QTY.
●	●	●	●	48
●	●	●	●	48
●	●	●	●	48
●	●	●	●	48
●	●	●	●	48
●	●	●	●	48
●	●	●	●	48
●	●	●	●	2000



8 oz. Tumbler/Disposable Lid

HOD & HOD2	INSUL-MAX	TRADITIONAL PELLET BASE	SS WAX BASES	CASE QTY.
●	●	●	●	80
●	●	●	●	2000



Heat on Demand Base

HOD & HOD2	INSUL-MAX	TRADITIONAL PELLET BASE	SS WAX BASES	CASE QTY.
●				12
●				12
●				12
●				12
●				12
●				12



Insul-Max Base

HOD & HOD2	INSUL-MAX	TRADITIONAL PELLET BASE	SS WAX BASES	CASE QTY.
	●			12
	●			12
	●			12
	●			12



Traditional Pellet Insulated Base


HOD & HOD2	INSUL-MAX	TRADITIONAL PELLET BASE	SS WAX BASES	CASE QTY.
		●		12
		●		12
		●		12
		●		12
		●		12



Insulated Dome

HOD & HOD2	INSUL-MAX	TRADITIONAL PELLET BASE	SS WAX BASES	CASE QTY.
●	●	●	●	12
●	●	●	●	12
●	●	●	●	12
●	●	●	●	12
●	●	●	●	12
●	●	●	●	12
●	●	●	●	12
●	●	●	●	12

ALLURE



Insulated Dome

		HOD & HOD2	INSUL-MAX	TRADITIONAL PELLET BASE	S S Wax BASES	CASE QTY.
ALD210	Mauve	●	●	●	●	12
ALD220	Gray	●	●	●	●	12
ALD230	Evening Blue	●	●	●	●	12
ALD240	Teal	●	●	●	●	12
ALD250	Burgundy	●	●	●	●	12
ALD260	Harvest Green	●	●	●	●	12



8 oz. Bowl/Disposable Lid

		HOD & HOD2	INSUL-MAX	TRADITIONAL PELLET BASE	S S Wax BASES	CASE QTY.
ALB210	Mauve	●	●	●	●	48
ALB220	Gray	●	●	●	●	48
ALB230	Evening Blue	●	●	●	●	48
ALB240	Teal	●	●	●	●	48
ALB250	Burgundy	●	●	●	●	48
ALB260	Harvest Green	●	●	●	●	48
B71	Vented Lid	●	●	●	●	1000



5 oz. Bowl/Disposable Lid

		HOD & HOD2	INSUL-MAX	TRADITIONAL PELLET BASE	S S Wax BASES	CASE QTY.
ALC310	Mauve	●	●	●	●	48
ALC320	Gray	●	●	●	●	48
ALC330	Evening Blue	●	●	●	●	48
ALC340	Teal	●	●	●	●	48
ALC350	Burgundy	●	●	●	●	48
ALC360	Harvest Green	●	●	●	●	48
B42	Vented Lid	●	●	●	●	2000



8 oz. Mug/Disposable Lid

		HOD & HOD2	INSUL-MAX	TRADITIONAL PELLET BASE	S S Wax BASES	CASE QTY.
ALM210	Mauve	●	●	●	●	48
ALM220	Gray	●	●	●	●	48
ALM230	Evening Blue	●	●	●	●	48
ALM240	Teal	●	●	●	●	48
ALM250	Burgundy	●	●	●	●	48
ALM260	Harvest Green	●	●	●	●	48
B42	Vented Lid	●	●	●	●	2000

DISPOSABLE PLASTIC

4 oz. Juice Cup/Disposable Lid

		HOD & HOD2	INSUL-MAX	TRADITIONAL PELLET BASE	S S Wax BASES	CASE QTY.
A87	Clear	●	●	●	●	2000
B38A	Non-Vented Lid	●	●	●	●	4000

Insulated Tray Systems

CHINA



9" Entrée Plate

	METRO II	COSMO I	GENIE	TIVOLI III	COSMO II	SKANDIA	CENTURY I	BRAVO	CENTURY II	CASE QTY.
J940 Flora Design							●	●	●	24
J941 Embossed Design							●	●	●	24

REUSABLE ALACITE




9" Round Alacite 3-Cavity Plate

	METRO II	COSMO I	GENIE	TIVOLI III	COSMO II	SKANDIA	CENTURY I	BRAVO	CENTURY II	CASE QTY.
J420 White							●	●	●	12



9" Round Alacite Plate

	METRO II	COSMO I	GENIE	TIVOLI III	COSMO II	SKANDIA	CENTURY I	BRAVO	CENTURY II	CASE QTY.
K95 White							●	●	●	12
K97 Mauve/Gray Rim							●	●	●	12
K98 Teal/Teal Rim							●	●	●	12



Rect. Alacite Entrée Dish

	METRO II	COSMO I	GENIE	TIVOLI III	COSMO II	SKANDIA	CENTURY I	BRAVO	CENTURY II	CASE QTY.
B50 White							●			24
K75 White	●	●	●	●	●	●	●	●	●	242



Rect. Alacite Side Dish

	METRO II	COSMO I	GENIE	TIVOLI III	COSMO II	SKANDIA	CENTURY I	BRAVO	CENTURY II	CASE QTY.
B48 White	●	●	●	●	●	●	●	●	●	48
B49 Ivory	●	●	●	●	●	●	●	●	●	482



6 oz. Rect. Bowl/Disposable Lid

	METRO II	COSMO I	GENIE	TIVOLI III	COSMO II	SKANDIA	CENTURY I	BRAVO	CENTURY II	CASE QTY.
K240 Gray	●	●			●	●	●	●	●	100
K241 Mauve	●	●			●	●	●	●	●	100
K242 Blue	●	●			●	●	●	●	●	100
K243 Evening Blue	●	●			●	●	●	●	●	100
K248 Teal	●	●			●	●	●	●	●	100
K249 Burgundy	●	●			●	●	●	●	●	100
B80A Vented Lid	●	●			●	●	●	●	●	3000



8 oz. Mug/Disposable Lid

	METRO II	COSMO I	GENIE	TIVOLI III	COSMO II	SKANDIA	CENTURY I	BRAVO	CENTURY II	CASE QTY.
J284 Gray	●	●			●	●	●	●	●	48
J286 Mauve	●	●			●	●	●	●	●	48
J287 Burgundy	●	●			●	●	●	●	●	48
J289 Evening Blue	●	●			●	●	●	●	●	48
J290 Blue	●	●			●	●	●	●	●	48
J297 Teal	●	●			●	●	●	●	●	48
J277 Mocha	●	●			●	●	●	●	●	48
J288A Ivory	●	●			●	●	●	●	●	48
B42 Vented Lid	●	●			●	●	●	●	●	2000



REUSABLE PLASTIC continued



8 oz. Allure Mug/Disposable Lid

	METRO II	COSMO I	GENIE	TIVOLI III	COSMO II	SKANDIA	CENTURY I	BRAVO	CENTURY II	CASE QTY.
ALM210 Mauve	●	●			●	●	●	●	●	48
ALM220 Gray	●	●			●	●	●	●	●	48
ALM230 Evening Blue	●	●			●	●	●	●	●	48
ALM240 Teal	●	●			●	●	●	●	●	48
ALM250 Burgundy	●	●			●	●	●	●	●	48
ALM260 Harvest Green	●	●			●	●	●	●	●	48
B42 Vented Lid	●	●			●	●	●	●	●	2000



8 oz. Tumbler/Disposable Lid

	METRO II	COSMO I	GENIE	TIVOLI III	COSMO II	SKANDIA	CENTURY I	BRAVO	CENTURY II	CASE QTY.
K36 Clear	●	●			●	●	●	●	●	80
B42 Vented Lid	●	●			●	●	●	●	●	2000



6 oz. Tumbler/Disposable Lid

	METRO II	COSMO I	GENIE	TIVOLI III	COSMO II	SKANDIA	CENTURY I	BRAVO	CENTURY II	CASE QTY.
K44 Clear	●				●	●	●	●	●	48
B38A Non-Vented Lid	●				●	●	●	●	●	4000

DISPOSABLE PLASTIC



Dessert Dish

	METRO II	COSMO I	GENIE	TIVOLI III	COSMO II	SKANDIA	CENTURY I	BRAVO	CENTURY II	CASE QTY.
A09A White	●	●	●	●	●	●	●	●	●	6000



8 oz. Soup Bowl/Lid

	METRO II	COSMO I	GENIE	TIVOLI III	COSMO II	SKANDIA	CENTURY I	BRAVO	CENTURY II	CASE QTY.
B24 White Bowl	●	●			●	●	●	●	●	1000
B80A Vented Translucent	●	●			●	●	●	●	●	3000



Side Dish

	METRO II	COSMO I	GENIE	TIVOLI III	COSMO II	SKANDIA	CENTURY I	BRAVO	CENTURY II	CASE QTY.
A05A White	●	●	●	●	●	●	●	●	●	4000



Rectangular Entrée Dish

	METRO II	COSMO I	GENIE	TIVOLI III	COSMO II	SKANDIA	CENTURY I	BRAVO	CENTURY II	CASE QTY.
A01A 1-Cavity	●	●	●	●	●	●	●	●	●	2000
A02A 2-Cavity	●	●	●	●	●	●	●	●	●	2000



4 oz. Juice Cup/Disposable Lid

	METRO II	COSMO I	GENIE	TIVOLI III	COSMO II	SKANDIA	CENTURY I	BRAVO	CENTURY II	CASE QTY.
A87 Clear	●	●			●	●	●	●	●	2000
B38A Non-Vented Lid	●	●			●	●	●	●	●	4000

Cook/Chill Conduction

CHINA



Side Dish

J32

Ivory

TEMP-RITE II EXCEL
TEMP-RITE II
CASE QTY.

72



7-3/4" Entrée Plate

J340

Flora Design

24

J341

Embossed Design

24



Side Dish

B48

White

48

B49

Ivory

48

REUSABLE PLASTIC



8 oz. Tumbler/Disposable Lid

K36

Clear

80

B42

Vented Lid

2000



8 oz. Mug/Disposable Lid

J284

Gray

48

J286

Mauve

48

J287

Burgundy

48

J289

Evening Blue

48

J290

Blue

48

J297

Teal

48



J288A

Ivory

48

B42

Vented Lid

2000

HC-TAL125

Vented Lid

1000

8 oz. Allure Mug/Disposable Lid

ALM210

Mauve

48

ALM220

Gray

48

ALM230

Evening Blue

48

ALM240

Teal

48

ALM250

Burgundy

48

ALM260

Harvest Green

48

B42

Vented Lid

2000



6 oz. Tumbler/Disposable Lid

K44

Clear

48

B38A

Non-Vented Lid

4000



Temp-Rite II Excel

Cook/Chill Conduction

REUSABLE PLASTIC continued



		TEMP-RITE II EXCEL	TEMP-RITE II	CASE QTY.
J451	Divided	<input checked="" type="checkbox"/>	<input type="checkbox"/>	36
J452	Non-Divided Ivory	<input checked="" type="checkbox"/>	<input type="checkbox"/>	36



		TEMP-RITE II EXCEL	TEMP-RITE II	CASE QTY.
J455	Ivory	<input checked="" type="checkbox"/>	<input type="checkbox"/>	100
B95	Disposable Lid	<input checked="" type="checkbox"/>	<input type="checkbox"/>	500



		TEMP-RITE II EXCEL	TEMP-RITE II	CASE QTY.
J450	Ivory	<input checked="" type="checkbox"/>	<input type="checkbox"/>	100
B97S	Vented Lid	<input checked="" type="checkbox"/>	<input type="checkbox"/>	1000



		TEMP-RITE II EXCEL	TEMP-RITE II	CASE QTY.
K333	Ivory	<input type="checkbox"/>	<input checked="" type="checkbox"/>	72



		TEMP-RITE II EXCEL	TEMP-RITE II	CASE QTY.
K319	Ivory	<input type="checkbox"/>	<input checked="" type="checkbox"/>	100
B82	Non-Vented Lid	<input type="checkbox"/>	<input checked="" type="checkbox"/>	2000



		TEMP-RITE II EXCEL	TEMP-RITE II	CASE QTY.
B85	Plug, Entrée, Ivory	<input type="checkbox"/>	<input checked="" type="checkbox"/>	200
B86	Plug, Side, Ivory	<input type="checkbox"/>	<input checked="" type="checkbox"/>	200

DISPOSABLE PLASTIC



		TEMP-RITE II EXCEL	TEMP-RITE II	CASE QTY.
A45	2-Cavity	<input type="checkbox"/>	<input checked="" type="checkbox"/>	1000



		TEMP-RITE II EXCEL	TEMP-RITE II	CASE QTY.
A44	1-Cavity	<input type="checkbox"/>	<input checked="" type="checkbox"/>	1000



		TEMP-RITE II EXCEL	TEMP-RITE II	CASE QTY.
B25	Ivory Bowl	<input checked="" type="checkbox"/>	<input type="checkbox"/>	500
B95	Vented Disposable Lid	<input checked="" type="checkbox"/>	<input type="checkbox"/>	500



		TEMP-RITE II EXCEL	TEMP-RITE II	CASE QTY.
B27S	White Bowl	<input checked="" type="checkbox"/>	<input type="checkbox"/>	1000
B87S	White Lid	<input checked="" type="checkbox"/>	<input type="checkbox"/>	1000



		TEMP-RITE II EXCEL	TEMP-RITE II	CASE QTY.
A07A	White	<input type="checkbox"/>	<input checked="" type="checkbox"/>	1000

DISPOSABLE PLASTIC continued



		TEMP-RITE II EXCEL	TEMP-RITE II	CASE QTY.
A09A	White	<input type="checkbox"/>	<input checked="" type="checkbox"/>	6000



		TEMP-RITE II EXCEL	TEMP-RITE II	CASE QTY.
A05A	White	<input type="checkbox"/>	<input checked="" type="checkbox"/>	4000



		TEMP-RITE II EXCEL	TEMP-RITE II	CASE QTY.
A43S	White	<input checked="" type="checkbox"/>	<input type="checkbox"/>	500




		TEMP-RITE II EXCEL	TEMP-RITE II	CASE QTY.
A87	Clear	<input checked="" type="checkbox"/>	<input checked="" type="checkbox"/>	6000
B38A	Non-Vented Lid	<input checked="" type="checkbox"/>	<input checked="" type="checkbox"/>	4000

TRAY COMPONENTS



		TEMP-RITE II EXCEL	TEMP-RITE II	CASE QTY.
S700	Ivory	<input checked="" type="checkbox"/>	<input type="checkbox"/>	24
S700BK	Black	<input checked="" type="checkbox"/>	<input type="checkbox"/>	24
S700NHG	Without holes, Ivory	<input checked="" type="checkbox"/>	<input type="checkbox"/>	24



		TEMP-RITE II EXCEL	TEMP-RITE II	CASE QTY.
T711A	Mauve	<input checked="" type="checkbox"/>	<input type="checkbox"/>	12
T713A	Evening Blue	<input checked="" type="checkbox"/>	<input type="checkbox"/>	12
T714A	Teal	<input checked="" type="checkbox"/>	<input type="checkbox"/>	12
T715B	Burgundy	<input checked="" type="checkbox"/>	<input type="checkbox"/>	12
T716BL	Black	<input checked="" type="checkbox"/>	<input type="checkbox"/>	12
T717HG	Harvest Green	<input checked="" type="checkbox"/>	<input type="checkbox"/>	12



		TEMP-RITE II EXCEL	TEMP-RITE II	CASE QTY.
T721A	Mauve	<input checked="" type="checkbox"/>	<input type="checkbox"/>	24
T723A	Evening Blue	<input checked="" type="checkbox"/>	<input type="checkbox"/>	24
T724A	Teal	<input checked="" type="checkbox"/>	<input type="checkbox"/>	24
T725B	Burgundy	<input checked="" type="checkbox"/>	<input type="checkbox"/>	24
T726BL	Black	<input checked="" type="checkbox"/>	<input type="checkbox"/>	24
T727HG	Harvest Green	<input checked="" type="checkbox"/>	<input type="checkbox"/>	24



		TEMP-RITE II EXCEL	TEMP-RITE II	CASE QTY.
T690R	Mauve (Hot Entrée & Soup)	<input checked="" type="checkbox"/>	<input type="checkbox"/>	12
T691R	Burgundy (Hot Entrée & Soup)	<input checked="" type="checkbox"/>	<input type="checkbox"/>	12
T692	Evening Blue (Hot Soup Only)	<input checked="" type="checkbox"/>	<input type="checkbox"/>	12
T693	Teal (Hot Soup Only)	<input checked="" type="checkbox"/>	<input type="checkbox"/>	12

Cook/Chill Convection





CHINA

			CONVECT-RITE II	COMPACT AIR PLUS	CONVECT-RITE III	CASE QTY.
	Side Dish					
J32	Ivory	● ● ● ●	● ● ● ●	● ● ● ●	● ● ● ●	72
	7-3/4" Entrée Plate					
J340	Flora Design	● ● ● ●	● ● ● ●	● ● ● ●	● ● ● ●	24
J341	Embossed Design	● ● ● ●	● ● ● ●	● ● ● ●	● ● ● ●	24
	4" Bread Plate					
J344	Flora Design	● ● ● ●	● ● ● ●	● ● ● ●	● ● ● ●	36
J345	Embossed Design	● ● ● ●	● ● ● ●	● ● ● ●	● ● ● ●	36
J439	Ivory	● ● ● ●	● ● ● ●	● ● ● ●	● ● ● ●	36
	8 oz. Casserole Bowl & Lid					
J550	Ivory	● ● ● ●	● ● ● ●	● ● ● ●	● ● ● ●	24
K550M	Mauve Lid	● ● ● ●	● ● ● ●	● ● ● ●	● ● ● ●	100
	6 oz. Fruit Bowl					
J348	Flora Design	● ● ● ●	● ● ● ●	● ● ● ●	● ● ● ●	36
J349	Embossed Design	● ● ● ●	● ● ● ●	● ● ● ●	● ● ● ●	36
J604	Ivory	● ● ● ●	● ● ● ●	● ● ● ●	● ● ● ●	36
	4 oz. Fruit Bowl					
J346	Flora Design	● ● ● ●	● ● ● ●	● ● ● ●	● ● ● ●	36
J347	Embossed Design	● ● ● ●	● ● ● ●	● ● ● ●	● ● ● ●	36
	4-3/4" Dessert Plate					
J342	Flora Design	● ● ● ●	● ● ● ●	● ● ● ●	● ● ● ●	36
J343	Embossed Design	● ● ● ●	● ● ● ●	● ● ● ●	● ● ● ●	36
J601	Ivory	● ● ● ●	● ● ● ●	● ● ● ●	● ● ● ●	36

REUSABLE PLASTIC

	6 oz. Tumbler/Disposable Lid					
K44	Clear	● ● ● ●	● ● ● ●	● ● ● ●	● ● ● ●	48
B38A	Non-Vented Lid	● ● ● ●	● ● ● ●	● ● ● ●	● ● ● ●	4000
	8 oz. High Heat Mug/Disposable Lid					
C920	Burgundy	● ● ● ●	● ● ● ●	● ● ● ●	● ● ● ●	72
C921	Dark Blue	● ● ● ●	● ● ● ●	● ● ● ●	● ● ● ●	72
B923	Vented Lid	● ● ● ●	● ● ● ●	● ● ● ●	● ● ● ●	2000
	7 3/4" High Heat Entrée Plate					
J451	Divided	● ● ● ●	● ● ● ●	● ● ● ●	● ● ● ●	36
J452	Non-Divided Ivory	● ● ● ●	● ● ● ●	● ● ● ●	● ● ● ●	36

REUSABLE PLASTIC continued

			CONVECT-RITE II	COMPACT AIR PLUS	CONVECT-RITE III	CASE QTY.
	8 oz. High Heat Soup Bowl/Disposable Lid					
J450	Ivory	● ● ● ●	● ● ● ●	● ● ● ●	● ● ● ●	100
B97S	Vented Lid	● ● ● ●	● ● ● ●	● ● ● ●	● ● ● ●	1000
	5 oz. High Heat Soup Bowl/Disposable Lid					
K319	Ivory	● ● ● ●	● ● ● ●	● ● ● ●	● ● ● ●	100
	5 oz. High Heat Bowl/Disposable Lid					
B970	Burgundy	● ● ● ●	● ● ● ●	● ● ● ●	● ● ● ●	48
B973	Dark Blue	● ● ● ●	● ● ● ●	● ● ● ●	● ● ● ●	48
B923	Vented Lid	● ● ● ●	● ● ● ●	● ● ● ●	● ● ● ●	2000
	8 oz. High Heat Soup Bowl/Disposable Lid					
B940	Burgundy	● ● ● ●	● ● ● ●	● ● ● ●	● ● ● ●	48
B941	Dark Blue	● ● ● ●	● ● ● ●	● ● ● ●	● ● ● ●	48
B944	Vented Lid	● ● ● ●	● ● ● ●	● ● ● ●	● ● ● ●	1000
	8" Convection Entrée Dome					
T925	Burgundy	● ● ● ●	● ● ● ●	● ● ● ●	● ● ● ●	48
T924	Dark Blue	● ● ● ●	● ● ● ●	● ● ● ●	● ● ● ●	48
	9" Convection Entrée Dome					
T920	Burgundy	● ● ● ●	● ● ● ●	● ● ● ●	● ● ● ●	48
T921	Dark Blue	● ● ● ●	● ● ● ●	● ● ● ●	● ● ● ●	48
	Tray					
S900A	Gray	● ● ● ●	● ● ● ●	● ● ● ●	● ● ● ●	12

DISPOSABLE PLASTIC

	4 oz. Juice Cup/Disposable Lid					
A87	Clear	● ● ● ●	● ● ● ●	● ● ● ●	● ● ● ●	2000
B38A	Non-Vented Lid	● ● ● ●	● ● ● ●	● ● ● ●	● ● ● ●	4000
	8 oz. High Heat Casserole Bowl					
J455	Ivory	● ● ● ●	● ● ● ●	● ● ● ●	● ● ● ●	100
B95	Vented Lid	● ● ● ●	● ● ● ●	● ● ● ●	● ● ● ●	500



Convection-Rite III

Insulated Beverageware

			CASE QTY.
	Spouted Mug Lid H03GA	White	25
	34 oz. Water/Beverage Pitcher w/Lid		24
	K303	Slate Gray	24
	K309	Ivory	24
	K313	Mauve	24
	K359	Teal	24
	20 oz. Water/Beverage Pitcher w/Lid K403	Slate Gray	40

Aladdin Temp-Rite®

Aladdin Temp-Rite®

MOFFAT®



MOFFAT®

www.moffat.com.au

Australia
Moffat Pty Ltd
Victoria
740 Springvale Road
Mulgrave, Victoria 3170
Telephone 03-9518 3888
Facsimile 03-9518 3833
Email vsales@moffat.com.au
www.moffat.com.au

New South Wales
Telephone 02-8833 4111
Email nswsales@moffat.com.au

South Australia
Telephone 08-8274 2116
Email dmiller@moffat.com.au

Queensland
Telephone 07-3630 8600
Email qldsales@moffat.com.au

Western Australia
Telephone 08-9562 0263
Email jberent@moffat.com.au

New Zealand
Moffat Ltd
Christchurch
Telephone 03-389 1007
Email sales@moffat.co.nz
www.moffat.co.nz

Auckland
Telephone 09-574 3150
Email sales@moffat.co.nz